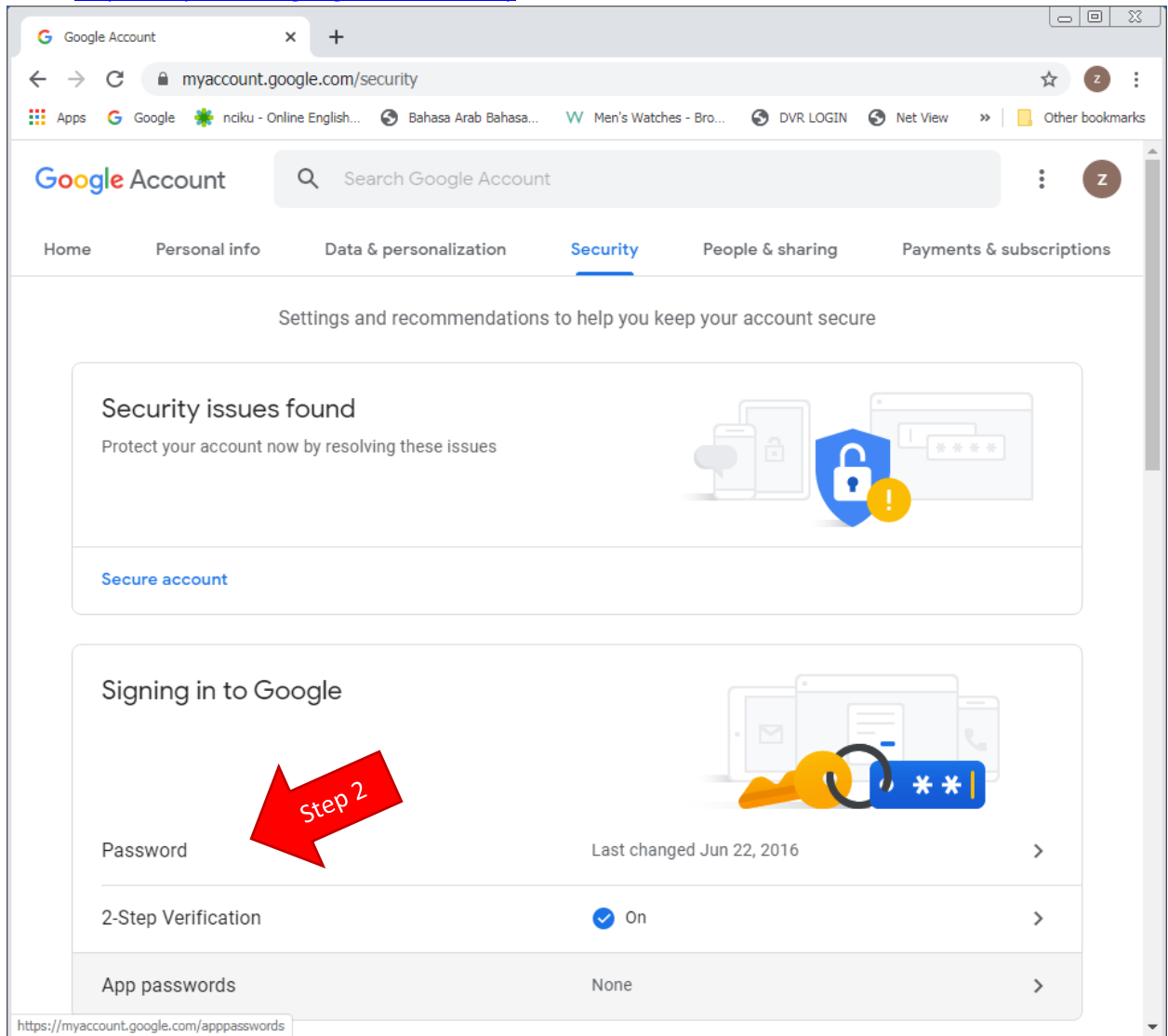


Manual to generate App Password to connect thunderbird email client with gmail account.

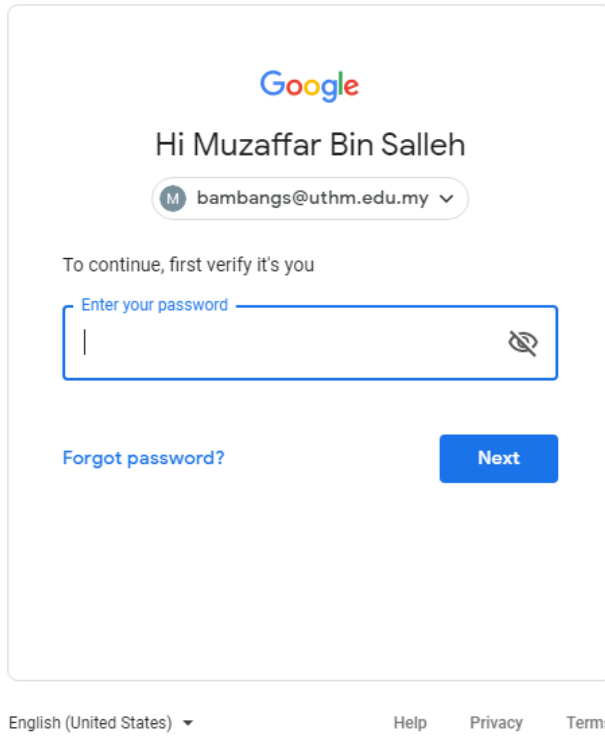
1. Go to <https://myaccount.google.com/security>



2. Click "App passwords"

*Please activate (On) 2-step verification. Without activating this, the option "App Passwords" will not appear.

3. Enter existing password



The screenshot shows a Google account verification interface. At the top is the Google logo. Below it, the name "Hi Muzaffar Bin Salleh" is displayed. A dropdown menu shows the email address "bambangs@uthm.edu.my" with a small 'M' icon and a downward arrow. Below the email, the text "To continue, first verify it's you" is shown. A password input field is present with the placeholder text "Enter your password" and a small eye icon for toggling visibility. Below the input field, there is a link "Forgot password?" and a blue "Next" button. At the bottom of the page, there are links for "English (United States)", "Help", "Privacy", and "Terms".

4. On the App passwords page click "Select app" drop down menu and select "Mail"

← App passwords

App passwords let you sign in to your Google Account from apps on devices that don't support 2-Step Verification. You'll only need to enter it once so you don't need to remember it. [Learn more](#)

You don't have any app passwords.

Select the app and device you want to generate the app password for.

Select app Select device ▼

Mail ←

Calendar

Contacts

YouTube

Other (*Custom name*)

GENERATE

5. Click "Select device" and select "Windows Computer".

← App passwords

App passwords let you sign in to your Google Account from apps on devices that don't support 2-Step Verification. You'll only need to enter it once so you don't need to remember it. [Learn more](#)

You don't have any app passwords.

Select the app and device you want to generate the app password for.

Mail ▼ Select device

iPhone

iPad

BlackBerry

Mac

Windows Phone

Windows Computer ←

Other (*Custom name*)

GENERATE

6. Click the "Generate" button


← App passwords

App passwords let you sign in to your Google Account from apps on devices that don't support 2-Step Verification. You'll only need to enter it once so you don't need to remember it. [Learn more](#)

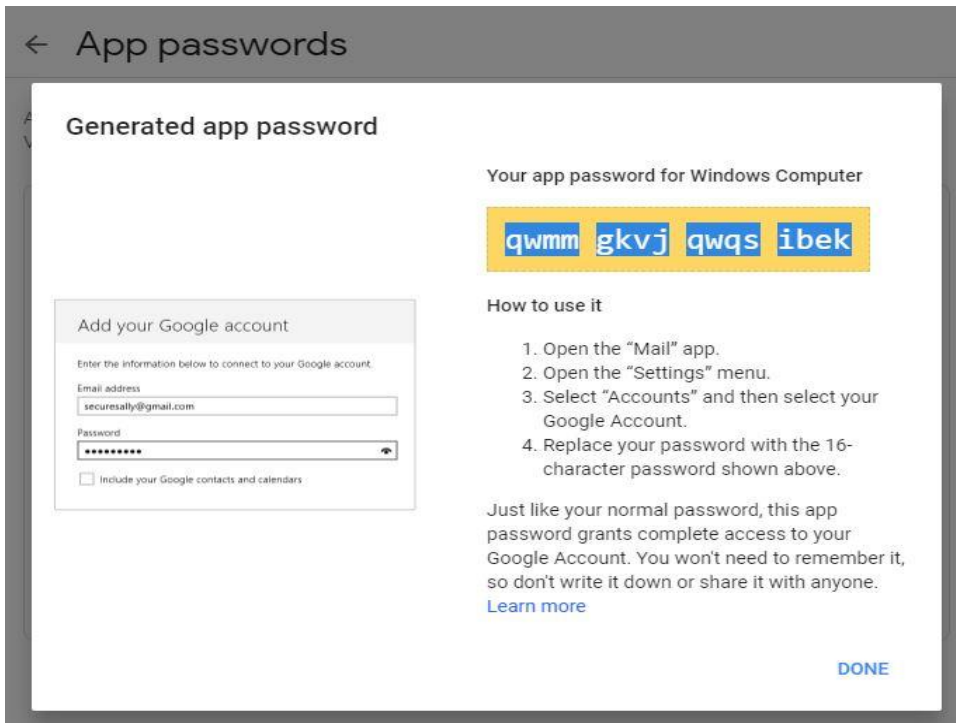
You don't have any app passwords.

Select the app and device you want to generate the app password for.

Mail ▼ Windows Computer ▼

 [GENERATE](#)

7. You will get the generated App Passwords. Copy and save this email in any storage media at your choice. Use this generated app password to connect to your gmail account from thunderbird mail client.



← App passwords

Generated app password

Your app password for Windows Computer

qwmm gkvj qwqs ibek

How to use it

1. Open the "Mail" app.
2. Open the "Settings" menu.
3. Select "Accounts" and then select your Google Account.
4. Replace your password with the 16-character password shown above.

Just like your normal password, this app password grants complete access to your Google Account. You won't need to remember it, so don't write it down or share it with anyone. [Learn more](#)

[DONE](#)

Add your Google account

Enter the information below to connect to your Google account.

Email address
securesally@gmail.com

Password

Include your Google contacts and calendars

Please take a snapshot of this app password for future reference .

- i. You can print screen this screen and save it in a word document
- ii. You can copy paste the password and paste it in a document processing application such as Microsoft word, notepad and wordpad.

8. Finish.